

PAUTA - ACTIVIDADES: USANDO DINERO EN LA COMPRA DE JUGUETES

1. Alonso ha puesto precio a los juguetes que ya no ocupa. Marque con una X las monedas que necesitaría si quisiera comprar los juguetes que vende Alonso:




\$ 39

10	10	10	10	10			
5	5	5	1	1	1	1	1




\$ 47

10	10	10	10	10			
5	5	5	1	1	1	1	1



\$ 38

10	10	10	10	10			
5	5	5	1	1	1	1	1




\$ 36

10	10	10	10	10			
5	5	5	1	1	1	1	1



\$ 27

~~10~~ ~~10~~ 10 10 10
~~5~~ 5 5 ~~1~~ ~~1~~ 1 1 1




\$ 48

~~10~~ ~~10~~ ~~10~~ 10 10
~~5~~ ~~5~~ ~~5~~ ~~1~~ ~~1~~ ~~1~~ 1 1



\$ 23

~~10~~ ~~10~~ 10 10 10
 5 5 5 ~~1~~ ~~1~~ ~~1~~ 1 1



\$ 50

~~10~~ ~~10~~ ~~10~~ ~~10~~ 10
~~5~~ ~~5~~ 5 1 1 1 1 1



\$ 25

~~10~~ ~~10~~ 10 10 10
~~5~~ 5 5 1 1 1 1 1

A banana is shown with a price tag of \$30. To its right are ten coins: five 10 Pesos coins and five 5 Pesos coins. All of these coins are crossed out with a blue 'X'.

An apple is shown with a price tag of \$35. To its right are eleven coins: three 10 Pesos coins, three 5 Pesos coins, and five 1 Pesos coins. All of these coins are crossed out with a blue 'X'.

2. Recorte las monedas que están al final de esta guía y péguelas dentro de los recuadros según el valor de cada objeto.


a)

A hat is shown with a price tag of \$48. Below it are ten coins: four 10 Pesos coins, one 5 Pesos coin, and three 1 Pesos coins.


b)

A paint palette and brush are shown with a price tag of \$45. Below them are six coins: three 10 Pesos coins and three 5 Pesos coins.


c)



\$ 50



d)



\$ 32

